

**МИНИСТЕРСТВО ОБРАЗОВАНИЯ И МОЛОДЕЖНОЙ ПОЛИТИКИ
СТАВРОПОЛЬСКОГО КРАЯ
ГОСУДАРСТВЕННОЕ БЮДЖЕТНОЕ ПРОФЕССИОНАЛЬНОЕ
ОБРАЗОВАТЕЛЬНОЕ УЧРЕЖДЕНИЕ
«КУРСАВСКИЙ РЕГИОНАЛЬНЫЙ КОЛЛЕДЖ «ИНТЕГРАЛ»**

**Методическая разработка
открытого урока по теме:
«Наука и Технология»**

**с. Курсавка
2015 г.**

Методическая разработка открытого урока по теме «Наука и Технология» предназначена для реализации процесса обучения на третьем курсе в учреждениях СПО.

Организация разработчик: ГБПОУ КРК «Интеграл»

Разработчик: Лисицкая Елена Анатольевна, преподаватель ГБПОУ КРК «Интеграл»

Рассмотрен и рекомендован к применению на заседании методического
Совета ГБПОУ КРК «Интеграл»

протокол № от 2015г.

Председатель

М.А.Уманская

357070 Ставропольский край,
Андроповский район,
с.Курсавка, ул. Титова, 15
тел.: 8(86556)6-39-82, 6-39-83
факс:6-39-79
kurs_integrall@mail.ru

Урок английского языка
по теме: Science and Technology

Цели урока: обобщение изученного материала по теме; совершенствование коммуникативных навыков и умений.

Задачи урока: совершенствование речевых умений по теме; повторение условных предложений; развитие творческих способностей у обучающихся; совершенствование навыков аудирования с целью извлечения информации; поддержание интереса у учащихся к изучению английского языка.

Тип урока: повторительно – обобщающий урок.

Форма урока: комбинированный урок

Оборудование: компьютер, презентации к уроку, карточки для индивидуальной и групповой работы, учебники, тетради.

Ход урока

I. Организационный момент.

- Good morning, boys and girls. I'm very glad to see you at our lesson today. Let's begin our lesson.

II. Вступительная беседа. Определение темы урока. Постановка целей урока.

- By the way, do you have your mobile phones with you? Please, show it to us. Do you often use it? How often do you use it? When was it invented? (1983). What century is it? (The 20th century)

- Look at the blackboard, there are three sentences but one of it is not completed. Read the sentences and complete the last one.

On the board: *The Medieval time is famous for inquisition and conquests.*

The Renaissance is famous for its so called "golden" age of art.

The 20th century is famous for.. (developing science and technology)

- So, the theme of our lesson is **Science and Technology**.

III. Активизация словарного запаса

- When you hear these words, Science and Technology, what associations you have connected to these words? What words do occur to your mind?

- One by one go to the board and write one word.

Traveling into space robots a computer Internet

Science and Technology

Device inventions stereo system discoveries

(ответы учащихся могут быть различными)

- You've mentioned two words: invention and discovery. Tell me, please, what the difference between these words is. Give me the definitions of the words.

- Now let's compare your definitions with the definitions given in your textbooks. Open your books at page 178 and read the definitions.

IV. Проверка знаний, полученных на прошлом уроке.

- Last lesson we read and discussed the text about the great inventions and discoveries and the famous people connected to it. Now, refresh your memories and let's check what you remember. I have the cards for you. The task is to match the names with the invention and discovery. Work in pairs.

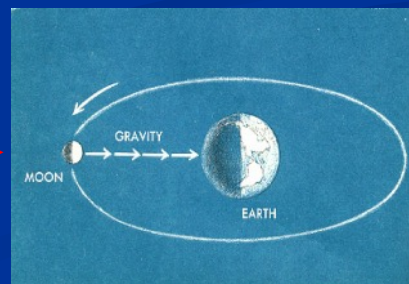


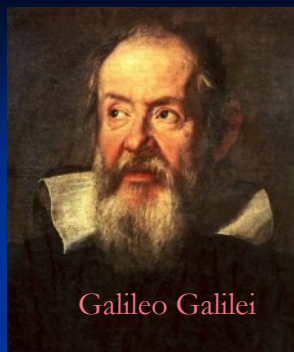
Cards.


Match the names with their discoveries and inventions

1. Galileo Galilei	a) paper
2. Isaac Newton	b) thermometer and microscope
3. Alexander Bell	c) law of Universal gravity
4. Alexander Popov	d) diesel engine
5. John Logie Baird	e) telephone
6. Rudolf Engine	f) table of chemical elements
7. Dmitry Mendeleev	g) radio
8. Ts'ai Lun	h) television
9. Nicolas Cugnot	i) automobile
10. Thomas Edison	j) light bulb



- It's high time to check. Look at the screen and check yourself.

Famous inventors and discoverers


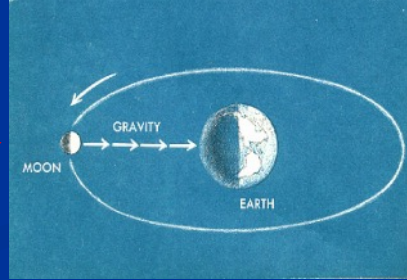





Galileo Galilei



Isaac Newton




John Baird



Rudolf
Engine





- There is the list of 10 great inventions and discoveries in the history of civilization. How do you think which the most important is? Choose only one and explain why.

V. Проверка домашнего задания.

- At home you had to learn the words with the definitions. Lets check how you know the words. Now I am going to read the definitions and you will write the words in your copybook, one of you will go to the blackboard.

- The next task is to choose the most suitable word to complete the sentences.

Cards.

Fill in the blanks with the suitable word to complete the sentences.

to predict	to require	to supply	equipment
to express	satellite	advantage	

1. I'm calling to you tomy thanks for a lovely day.
2. The engineer tested all his video
3. Kate has an over Mike, she can speak English.
4. All customers are to show their bags.
5. Moon is a natural of our planet.
6. Bakers us with fresh bread.
7. She looked at the sky and snow

VI. Аудирование

- Talking about the inventions and discoveries it is impossible not to mention about the space exploration. And I offer you to listen to the text “ Is there Life in Space?” and do the task in your textbook, page 167.

VII. Повторение грамматического материала: Условные предложения.

- Look at the board, there is a list of the science. If you were a scientist what field of research would you choose? Why? Use the second type of conditional sentences.

If I were a (an) , I would choose because.....

Archeology

Ufology

Psychology

Bioengineering

Astrology

Microbiology

Oceanography

VIII. Проектная работа.

- Alina has just said that she is fond of astronomy and she willingly prepared the report about the Solar System. While the listening to the report the rest of the group try to remember the names of the planets and the order of them in the Solar System.



Asteroid Belt



Mercury: really hot, short day and night period.


['mɜ:kjʊri]




Earth: our home, abundance of life, very watery.



Mars: dusty, similar day length to Earth, terrestrial, stable.





**Jupiter: filled with gasses,
enormous, constant tornadoes.
Jupiter is the biggest planet of
the solar system.**


['dʒu:pɪtə]



**Saturn: beautiful rings,
surrounded by comets.**

['sætən]

Uranus: horizontal pole, ring is vertical, topsy turvy.



['juər(ə)nəs]

Neptune: very cold, blue like the ocean, incredibly long year cycle.



['neptju:n]


**Pluto: not really a planet, a chunk
of ice, erratic cycle around sun,
incredibly cold and dark.**



['plu:təu]

- Now lets check how well you remember the names of the planet.

Cards and slide.



-The task is to put the planets in right order.

- | | |
|------------|----|
| A. Jupiter | 1. |
| B. Neptune | 2. |
| C. Venus | 3. |

- D. Earth 4.
- E. Saturn 5.
- F. Mars 6.
- G. Mercury 7.
- H. Pluto 8.
- I. Uranus 9.

- Now let's check together.



IX. Задание на дом.

- What is the natural satellite of the planet Earth? (The Moon)
- What do you know about it?
- To get some more information I offer you to read the text about the Moon at home. Write down your home task: Read the text and do the task after the text, page 208 (activity book)

X. Работа в группах.

- Now we've just talked about the space exploration, of course, it is very important, but every day we use some of the inventions at home, in the kitchen. Let's remember some of them. Tell me, please, what domestic appliances you

know. (Mixer, iron, refrigerator, TV set, toaster, microwave, washing machine, etc.)

Презентация.

- Now I'd like you to be divided into two groups. Take three of the appliances and make up the descriptions of them. Another group should guess what it is.

XI. Подведение итога урока. Выставление оценок.